



# TROLLEYBUSES

# OLGERD SERIES

Off-wire range	Options *	MODEL 321	MODEL 333
			
	Length, m	12,5	18,75
	Max. weight, kg	18 000	28 000
	Electric motor power, kW	150	180
Up to 1 km	Passenger capacity	105	170
	Number of seats	35	45
	Unladen weight, kg	10 850	16 400
		MODEL 32100D	MODEL 33300D
Up to 20 km	Passenger capacity	99	164
	Number of seats	30	45
	Unladen weight, kg	11 250	16 800
	Charging time at SoC 30%, minutes	8...40	
	Service life, years	10	

## DESCRIPTION







### FEATURES OF THE BODY IN BASIC CONFIGURATION:

- 100% low floor in passenger compartment (clearance is not more than 340 mm);
- natural or/and forced compartment ventilation;
- body liner is made of composite material;
- pivot-sliding door with anti-jamming system;
- single passenger seats;
- pneumatic driver's seat;
- charging: In-Motion Charging (IMC) or plug-in.

### FOR PASSENGERS WITH DISABILITIES:

- folding ramp;
- designated wheel chair space with safety belt and driver's connection button;
- kneeling system.

### ADDITIONAL OPTIONS:

	Fire suspension system		Air conditioner
	Video surveillance system		Multimedia system
	Wi-Fi		Power meter
	GPS		Passenger counting system

\* technical features depend on the terms of order.

