




| Options * | MODEL E490 | MODEL E420 | MODEL E433 |
|--------------------|---|---|---|
| |  |  |  |
| Length, m | 9,5 | 12,2 | 18,75 |
| Passenger capacity | 80 | 86 | 153 |
| Number of seats | 18 | 27 | 38 |
| Unladen weight, kg | 9 540 | 12 080 | 17 550 |
| Max. weight, kg | 15 000 | 18 000 | 28 000 |
| Drive range | Charging time at SoC 30%, minutes | | |
| | 8...180 | | |
| | Autonomous run, km per day | | |
| | 300 | | |
| | Type of energy storage | | |
| | Supercapacitor / Li-ion: NMC / LTO / LFP | | |
| | Charging type | | |
| | Fast charging (pantograph) / Night charging (plug-in) | | |
| | Service life, years | | |
| | 10 | | |

DESCRIPTION

FEATURES OF THE BODY IN BASIC CONFIGURATION:

- 100% low floor in passenger compartment (clearance is not more than 340 mm);
- natural or/and forced compartment ventilation;
- body liner is made of composite material;
- pivot-sliding door with anti-jamming system;
- single passenger seats;
- pneumatic driver's seat;
- charging: pantograph or plug-in charging station.

FOR PASSENGERS WITH DISABILITIES:

- folding ramp;
- designated wheel chair space with safety belt and driver's connection button;
- kneeling system.

ADDITIONAL OPTIONS:

| | | | |
|---|---------------------------|---|---------------------------|
|  | Fire suspension system |  | Air conditioner |
|  | Video surveillance system |  | Multimedia system |
|  | Wi-Fi |  | Power meter |
|  | GPS |  | Passenger counting system |

* technical features depend on the terms of order.

